

Volunteer Training Quick-Start Guide

New to your role? Thanks for making Scouting possible for youth! You'll make a difference and have a lot of fun.

Follow the steps below to get the training you need to succeed!

Step 1: Required Training

- Safeguarding Youth Training

*Required for **all** registered leaders and adults attending campouts.*

*Complete online at [my.Scouting.org](https://my.scouting.org) **before** registering and beginning your volunteer service with youth.*

Step 2: Position-Specific Training

- Take the training tailored to your position either in person, online, or in combination. **Note:** Some roles require an in-person, weekend-long skills training and online Hazardous Weather training to be fully trained. Ask your unit leader or committee training chair if yours does.

In Person:

Find out what's offered in the Del-Mar-Va Council events calendar at scoutingevent.com/081.

Online: [my.Scouting.org](https://my.scouting.org)

Follow the guide on the other side of this page to locate the online Learning Plan for your position in the Volunteer Learn Center.

- Aim to begin your position-specific training right away, and complete it within 60 days of beginning your role.
- Congrats! You've learned a lot about Scouting and where to find resources to succeed in your role.

You've also earned a Trained patch for your uniform!

Every Scout Deserves a Trained Leader

Units with trained leaders offer stronger, mission-aligned programs that attract and retain Scouts and volunteers. They might even have more fun!



NOTE:

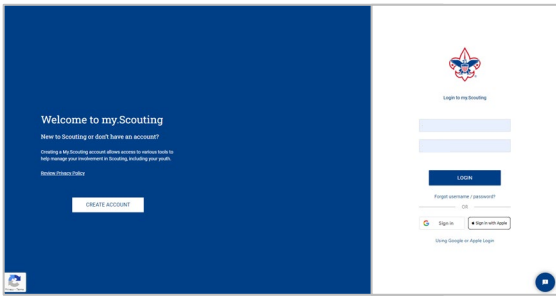
*Safeguarding Youth Training (SYT) used to be called Youth Protection Training (YPT). Current training is mandatory for **all** registered leaders and for adults attending campouts. It **must** be renewed annually to remain current.*

Consult the online [Guide to Safe Scouting](#) for the most current youth protection requirements.



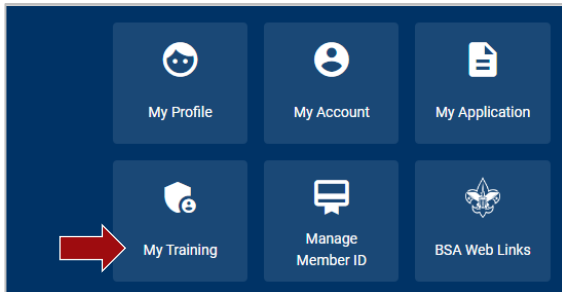
Next: Ask about supplemental training opportunities to *really* level up your leadership skills while strengthening your unit!

Find Your Position-Specific Training Online



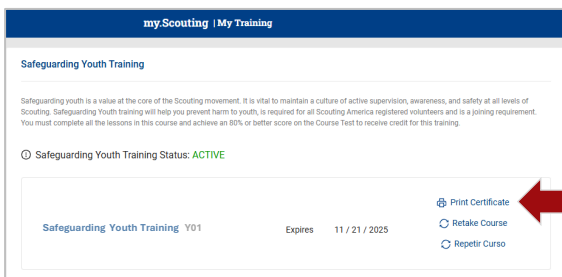
Create an account or log in to your account on [my.Scouting.org](https://my.scouting.org).

Pro Tip: Use the same login and password for all your Scouting accounts, such as Scoutbook.




Click the **My Training** box in the lower left corner of this box on your my.Scouting.org landing page.

This will automatically direct you to your personal **Safeguarding Youth and Volunteer Training Center** page.



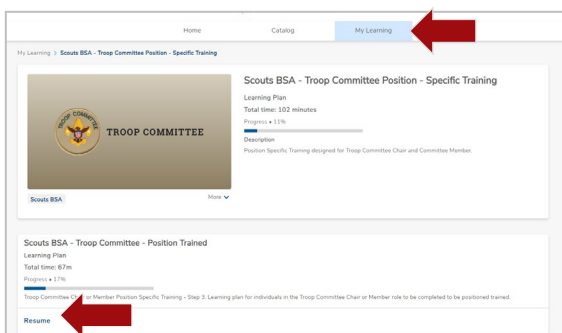
Complete **Safeguarding Youth Training** if you haven't yet done so. Print your **certificate** to submit with your adult application.

If your Safeguarding Youth Training has expired, retake it now to **renew** your ability to participate in your Scouting role.



Under **Training Course by Program**, click the program your position serves (e.g., Cub Scouting, Scouts BSA, Venturing).

The next screen shows **Learning Plans** for your program. Select your position. On the next screen, click the blue **Enroll** button.



You will now find the training modules for this position in your **My Learning** tab, under **Learning Plans**.

Click any plan in your **Learning Plans** to Start or Resume the online learning plan for your position. It does not need to be completed all at once.